



The Scripture
Practice

2025 TERM 3 LIFE GROUP MATERIAL

Bracken Ridge
BAPTIST CHURCH

Practicing The Way

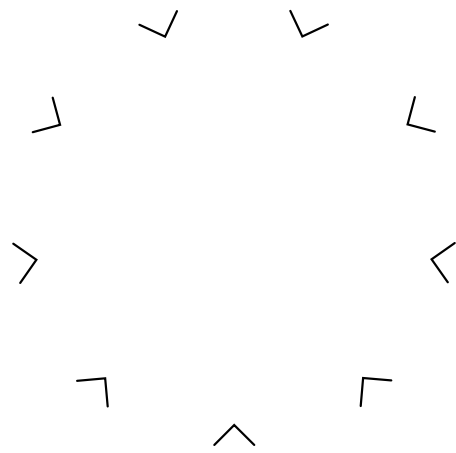
The Scripture Practice

The library we call “the Bible” can connect us to God and change who we are, but distraction, hurry, and confusion can hinder our experience with these ancient texts. Rediscover how to engage Scripture as an apprentice to Jesus.

ACCESSING THE MATERIAL

On the following pages you will find all of the information needed to go through the Life Group Material. There are corresponding videos that can be accessed by going to brbc.org.au/life-group-material & clicking on the Companion Guide. Alternatively you can go directly to practicingtheway.org.

If you are unable for some reason to access the material through these different means, please simply email dave@brbc.org.au or call 07 3261 5045.



The Scripture Practice

Practicing the Way

The Scripture Practice: Companion Guide

Practicing the Way

Copyright © 2024 Practicing the Way. All rights reserved.

Published by Practicing the Way



Table of Contents

PART 01: GETTING STARTED

Welcome	03
How to Use This Guide	05
Tips	09
Before You Begin	11

PART 02: THE SESSIONS

Session 01: Read	18
Session 02: Meditate	40
Session 03: Study	60
Session 04: Memorize	78

PART 03: CONTINUE THE JOURNEY

Recommended Reading	97
The Practices	101
The Practicing the Way Course	102
The Circle	104
For Facilitators	105

APPENDIX

Bonus Conversations	108
---------------------	-----

PART 01

Getting Started

Welcome

“Were not our hearts burning within us while he talked with us on the road and opened the Scriptures to us?”

—Luke 24v32

At the center of human history is a person — Jesus the Christ, the Son of God. Until very recently, much of the world measured time itself by the years leading up to and following his birth. And since the earliest days of the community of Jesus, the library of writings called the Bible have been central to Jesus’ followers.

Written over more than a thousand years, by dozens of different authors, in multiple languages and genres of literature — it can feel, at times, like a bewildering maze of history and poetry and laws and letters and more.

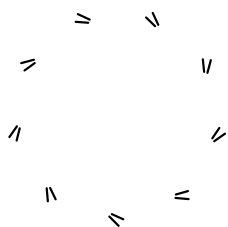
Yet when you put it all together, you realize this collection of writings tells one, long, cohesive story that leads us to Jesus.

But we don’t read this library the way we read the daily news or a social media caption or even other books. In fact, the way the digital age has rewired our brains has made it very difficult to read Scripture the way it was *designed* to be read — slowly, deeply, prayerfully. At times, communally.


We created this Practice to help you learn how to read Scripture as a spiritual discipline, as a way of meeting God on every page and opening your spirit to his Spirit to heal and change you from the inside out.

This will require us to learn to read Scripture *as apprentices of Jesus*, not just for *information*, but also for *formation*. It will require us to rewire our brains so they can deeply attune to God’s speaking voice as we read. And it will require us to make immersing our minds and hearts in Scripture a practice, a daily discipline of love.

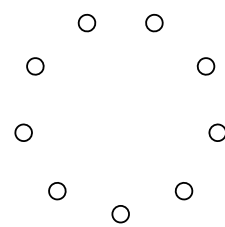
The Nine Practices



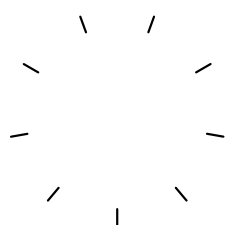
SABBATH



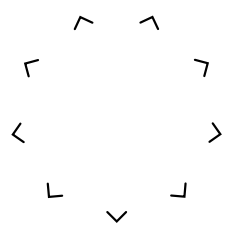
PRAYER



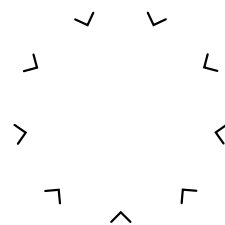
FASTING



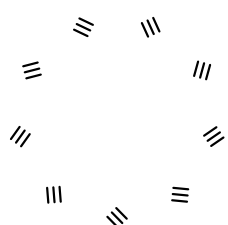
SOLITUDE



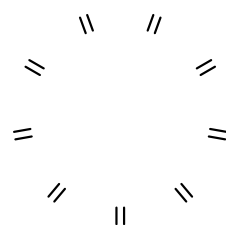
GENEROSITY



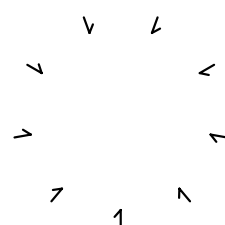
SCRIPTURE



COMMUNITY



SERVICE



WITNESS

The Scripture Practice is just one of nine core Practices in our body of resources. The Practices are spiritual disciplines centered around the life rhythms of Jesus. They are designed not to add even more to your already overbusy life, but to slow you down and create space for the Spirit of God to form you to be with Jesus, become like him, and do what he did. Ultimately, they are a way to experience the love of God.

To run another Practice or learn more, turn to page 96.

How To Use This Guide

A few things you need to know

This Practice is designed to be done in community, whether with a few friends around a table, your small group, in a larger class format, or with your entire church.

The Practice is four sessions long. We recommend meeting together every week or every other week. For those of you who want to spend more time on this Practice, we've included an additional four weeks of bonus conversations in the Appendix to go deeper in Scripture and discussion. You are welcome to pause for these conversations in between sessions or skip over them.

You will all need a copy of this Companion Guide. You can order a print version at your preferred retailer or find a free digital PDF version at launch.practicingtheway.org. We recommend the print version so you can stay away from your devices during the Practices, as well as take notes during each session. But we realize that digital works better for some.

Each session should take about one to two hours, depending on how long you give for discussion and whether or not you begin with a meal. See the Sample Session on the following page.

Are you a group leader or facilitator? Log in to your online Dashboard or sign up at launch.practicingtheway.org to find ideas, best practices, and tips on running this Practice.

Our Practices are designed to work in a variety of group sizes and environments. For that reason, your gatherings may include additional elements like a meal or worship time, or follow a structure slightly different from this sample. Please adapt as you see fit.

Sample Session

Here is what a typical session could look like.

Welcome

Welcome the group and open in prayer.

Introduction (2-3 min.)

Watch the introduction and pause the video when indicated for your first discussion.

Discussion 01: Practice reflection in triads (15-20 min.)

Process your previous week's spiritual exercise in smaller groups of 3-5 people with the questions in the Guide.

Teaching (20 min)

Watch the teaching portion of the video.

Discussion 02: Group conversation (15-30 min.)

Pause the video when indicated for a group-wide conversation.

Testimony and tutorial (5-10 min.)

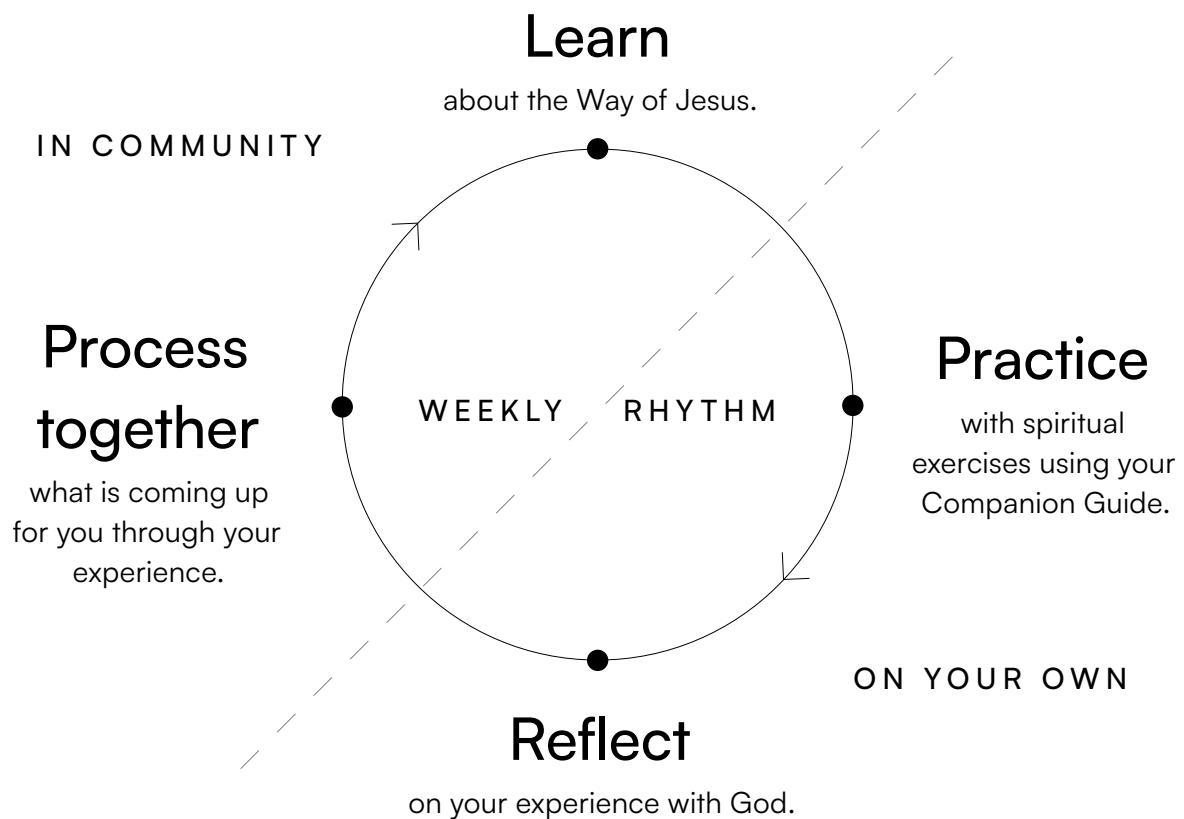
Watch the rest of the video.

Prayer to close

Close by praying the liturgy in the Guide, or however you choose.

The Weekly Rhythm

The four sessions of this Practice are designed to follow a four-part rhythm that is based on our model of spiritual formation.



01 Learn

Gather together as a community for an interactive experience of learning about the Way of Jesus through teaching, storytelling, and discussion. Bring your Guide to the session and follow along.

02 Practice

On your own, before the next session, go and “put it into practice,” as Jesus himself said.* We will provide weekly spiritual exercises to integrate this practice into your everyday life, as well as recommended resources to go deeper.

03 Reflect

Reflection is key to spiritual formation. After your practice and before the next session, set aside 10-15 minutes to reflect on your experience. Reflection questions are included in this Guide at the end of each session.

04 Process together

When you come back together, watch the introduction and then start by sharing your reflections with your group. This moment is crucial, because we need each other to process our life before God and make sense of our stories. If you are meeting in a larger group, you will need to break into smaller sub-groups for this conversation so everyone has a chance to share.

* Philippians 4v9

Tips on Beginning a New Practice

This Guide is full of spiritual exercises, time-tested strategies, and good advice on reading Scripture as a spiritual practice.

But it's important to note that the Practices are not formulaic. We can't use them to control our spiritual formation or even our relationship with God. Sometimes they don't even work very well. Over the coming weeks, there may be some days when you feel God's voice leap off the page and into your heart, and others where you just feel bored, distracted, and confused. That's normal.

The key with all the spiritual disciplines is to let go of outcomes and just offer them up to Jesus in love.

Because it's so easy to lose sight of the ultimate aim of a Practice, here are a few tips to keep in mind as you engage with Scripture.

01 Start small

Start where you are, not where you “should” be. It’s counterintuitive, but the smaller the start, the better chance you have of really sticking to it and growing over time. It’s better to read one or two verses every single day, slowly and in a meditative mode than than to try to read through the Bible in three months and crash and burn on day five.

02 Think subtraction, not addition

Don’t try to add Scripture into your already overbusy life. You are likely already overwhelmed. Instead, think: How can I simplify my daily routine to make space for what matters most — being with God and listening for his voice? Formation is about less, not more. About slowing down and simplifying your life around what matters most: life with Jesus.

03 You get out what you put in

The more fully you give yourself to this practice, the more life-changing it will be; the more you just dabble in it, the more shortcuts you take, the less of an effect it will have on your transformation. It’s up to you: we make invitations, you make decisions.

04 Remember the J-curve

Experts on learning tell us that whenever we set out to master a new skill, it tends to follow a J-shaped curve; we tend to get worse before we get better. Reading Scripture can be difficult and intimidating. Like all great literature, at times, it’s not easy to understand. And when it is, it’s even harder to live out. That’s okay. Expect it to be a bit difficult at first; it will get easier in time. Just stay with the practice.

05 There is no formation without repetition

Spiritual formation is slow, deep, cumulative work that happens over years, not weeks. The goal of this four-week experience is just to get you started on a journey of a lifetime. Upon completion of this Practice, you will have a map for the journey ahead, and hopefully some possible companions for the Way.

But what you do next is up to you.

Before You Begin

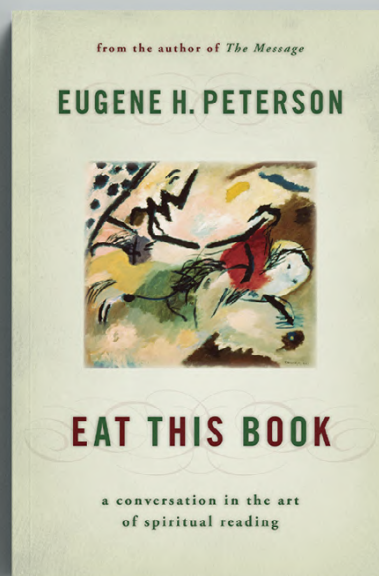
The following resources are designed to enhance your experience of the Scripture Practice, but they are entirely optional.

Recommended reading

Reading a book alongside the Scripture Practice can greatly enhance your understanding and enjoyment of this discipline. You may love to read, or you may not. For that reason, it's recommended, but certainly not required.

The recommended reading for the Scripture Practice is *Eat This Book: A Conversation in the Art of Spiritual Reading* by Eugene Peterson.

Eugene H. Peterson (1932-2018) was a pastor, scholar, author, and poet. He wrote more than thirty books, including his widely acclaimed paraphrase of the Bible, *The Message*; his memoir, *The Pastor*; and numerous works of biblical spiritual formation, including *Run with the Horses* and *Traveling Light*.



The Lectio Bible

The Lectio Bible was designed for a distraction-free reading experience: chapters, verses, and subheadings have been removed, and footnotes are placed at the end of each book, so that you can immerse yourself in Scripture with a heart attuned to Jesus.

We specifically created this unique, new edition of Scripture to go along with this Practice.

Learn more and access free reading plans at practicingtheway.org/lectio.



The Spiritual Health Reflection

One final note: Before you begin Session 01, please set aside 20-30 minutes and take the Spiritual Health Reflection. This is a self-assessment we developed in partnership with pastors and leading experts in spiritual formation. It's designed to help you reflect on the health of your soul in order to better name Jesus' invitations to you as you follow the Way.

You can come back to the Spiritual Health Reflection as often as you'd like (we recommend one to two times a year) to chart your growth and continue to move forward on your spiritual journey.

To access the Spiritual Health Reflection, visit practicingtheway.org/reflection and create an account. Answer the prompt questions slowly and prayerfully.

Spiritual Health Reflection

Part 2: Reflection (14 / 40)

I am becoming more honest and transparent with myself, God, and others

DISAGREE

AGREE

CANCEL

PAUSE

SHOW NOTEPAD

PREVIOUS

NEXT

The Practicing the Way Primer

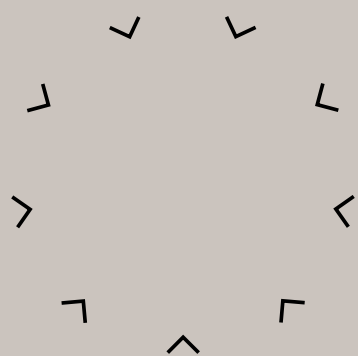
If this is your first time engaging with a Practicing the Way resource, we invite you to set aside 15 minutes before Session 01 to watch a primer on spiritual formation. This will give you a brief overview of the “why” behind spiritual practices and key insights to guard and guide your coming practice.

Log in to your online Dashboard or sign up to watch the primer at launch.practicingtheway.org.




PART 02

The Sessions



SESSION 01

Read



Overview

Jesus was a rabbi, or a teacher, of the Torah — the Bible of his day. His mind and imagination were saturated in Scripture. Listen to his teachings! They are *full* of quotes, allusions, metaphors, and hyperlinks back to the Hebrew Bible.

Our goal is to read Scripture *as apprentices of Jesus*. This means we don't read it the way we read an online article or textbook chapter or even a literary novel. Unlike other works of literature, *the author is with us in the room*.

Our goal isn't just to *read* Scripture, but also to meet Jesus on the page. To be *with* him, to become *like* him, and to be formed into the people who live out what we read. Or as Jesus put it, “to obey everything I have commanded you.”*

That's why our posture is even more important than our *technique*. We must come to Scripture with the heart of a disciple — sitting at Jesus' feet and listening for his word.

* Matthew 28v20

Opening Questions

When instructed, circle up in triads (smaller groups of 3-5 people) and discuss the following questions:

- 01 What brought you to this Practice? What are you hoping to see God do in your life through it?
- 02 Growing up, how did your family regard the Bible?
- 03 What is your primary feeling about Scripture? Fear? Desire for more? Shame? Ambivalence?
- 04 How do you see Scripture as a part of your apprenticeship to Jesus?

Teaching

Key Scripture

“Do not think that I have come to abolish the Law or the Prophets; I have not come to abolish them but to fulfill them. For truly I tell you, until heaven and earth disappear, not the smallest letter, not the least stroke of a pen, will by any means disappear from the Law until everything is accomplished. Therefore anyone who sets aside one of the least of these commands and teaches others accordingly will be called least in the kingdom of heaven, but whoever practices and teaches these commands will be called great in the kingdom of heaven.”

—Matthew 5:17-19

Session summary

- Jesus was clear: His mission was not to abolish the Law or the Prophets but to fulfill them. He embodied and realized the promises of the Old Testament in every way.
- There is a reciprocal relationship between the role of Scripture in our lives and the depth of our formation as Kingdom people. A key part of our apprenticeship to Jesus is allowing Scripture to constantly shape our imagination, emotions, words, and actions.
- As apprentices, our goal is to be with Jesus, become like him, and do as he did — and each goal requires us to regularly immerse our minds and hearts in Scripture.
- Reading Scripture as apprentices of Jesus requires us to read *formationally*, not just *informationally*.
- As we read, it's important to remember that Jesus himself is in the room with us. Our goal is to meet him on every page.

Teaching Notes

As you watch Session 01 together, feel free to use this page to take notes.

[illegible]

This image shows a single sheet of white paper with horizontal ruling lines. The lines are evenly spaced and run across the width of the page. There are no margins, text, or other markings on the paper.

Discussion Questions

Now it's time for a conversation about the teaching. Pause the video for a few minutes to discuss in small groups:

- 01 What was one insight from the teaching you want to carry with you this coming week?
- 02 Do you resonate more with reading Scripture for information or formation? Why?
- 03 Would you consider yourself more of a left-brain person (analytical, rational) or right-brain person (intuitive, symbolic)? How has that impacted the way you read Scripture?
- 04 What's the primary obstacle you face to the regular reading of Scripture (e.g., time, your sleep habits, parenting, work schedule, intellectual questions, emotional triggers)?

Practice Notes

As you continue to watch Session 01 together, feel free to use this page to take notes.

This image shows a single sheet of white paper with horizontal ruling lines. The lines are evenly spaced and run across the width of the page. There are no margins, text, or other markings on the paper.

Closing Prayer

Take a few deep breaths, become aware of God's presence, and pray this prayer slowly, leaving short silence between each line.

Jesus,

May we receive you personally through your holy Scriptures.

May we read not only with our minds, but also with our hearts.

May we seek relationship more than information.

May we allow ourselves to be wholly shaped by every word.

May we discover the joy and beauty, of meeting you here.

Amen.



Exercise

The daily reading of Scripture

- **Find a good *place* that is quiet and distraction-free.** Ideally, choose a spot that makes you happy to be in and that is free of things that might pull at your attention.
- **Find a good *time*.** Choose an unhurried time that feels right for you, allowing space for intentional connection with God.
- **Make a plan for what to read.** Consider what passage to read. Will you explore a gripping narrative from the Old Testament, such as Exodus, Esther, or Jonah? Perhaps you'll reflect on a chapter from the Psalms or Proverbs each day this week. Or maybe you'll begin with one of the New Testament Gospels or one of Paul's letters. See the four recommendations on page 32 and 33.
- **Begin by settling your body in God's presence.** Focus your attention on the Father and the Son and the Holy Spirit within you. As Jesus said, "I in you and you in me."
- **Open in prayer:** "As I open the Scriptures now, I pause to be still; to breath slowly; to reset my scattered senses upon the presence of God." Remember the author is in the room with you.
- **Read:** Take in the words slowly. Notice phrases that catch your attention or connect emotionally. God may be highlighting these for your life or the day ahead.

While the Practice of reading Scripture will look unique from person to person, here are a few helpful notes to keep in mind as you shape your practice for the week ahead.

- Consider reaching for a hard copy of the Bible so you can leave your phone in another room to minimize distractions.
- As you read, be mindful not to judge your experience. You may find it deeply meaningful, or perhaps it won't resonate at all. You might feel close to God, or you might not. Simply offer your practice to God in love, allowing it to unfold as it will.

Reach Exercise

We recognize that we're all at different places in our stage of discipleship and season of life. To that end, we've added a Reach Exercise to each of the four weeks for those of you who have the time, energy, and desire to go further in the Scripture Practice.

Read an entire biblical book in one sitting, whether alone or with others from your community.

- Consider selecting a letter from the New Testament — Ephesians, Philippians, or James are great options — but feel free to choose whatever resonates with you.
- If you prefer to experience this in community — following the tradition of God's people throughout church history — gather a few friends in a quiet space. Enjoy a meal or a cup of coffee, then settle into a comfortable spot, invite the Holy Spirit, and read aloud together.
- Afterward, take time to share what stood out to you and pray together.

Four ways of reading Scripture from the best of church history:

There are all sorts of different ways to read Scripture; here are four of the most beloved from the global, historic church:

01 *Lectio Divina*

This is a slow, prayerful, intuitive way of reading Scripture that has long been the hallmark of monastic communities.

We'll devote Session 02 to learning more about this way of reading Scripture that the biblical writers call "meditation."

02 The lectionary

This is the most common approach to the daily reading of Scripture in the Catholic and Anglican traditions, as well as many Protestant streams, like those from the Presbyterian and Lutheran traditions. In this model, you read a daily curation of short verses or passages from the Psalms, the Gospels, the New Testament writings, and key parts of the Old Testament. Over the course of the year, the lectionary is designed to expose you to the major themes of Scripture and to immerse your mind and imagination in the broad sweep of the story of God. If you're interested in following a lectionary, we recommend you explore the [Common Lectionary](#) from Bible Gateway, or [BREAD](#) from Bridgetown Church in Portland. For pastors and church leaders, we recommend *A Guide to Prayer for Ministers and Other Servants* by Norman Shawchuck.

03 Read through the Bible

This approach comes from the evangelical stream of the church. In it, you read a chapter (or a few chapters) every day in a regular quiet time, making your way through the entire Bible from cover to cover. Most versions recommend you do this over a year, but you can amend the timeline to two years, or two months,

depending on your capacity. This can be a very helpful model for new Christians who are still learning the broad sweep of the Bible. If you choose this option, we recommend you use [this reading plan](#) and follow along with the videos from BibleProject.

04 Hearing Scripture read out loud in community

Finally, there is an approach that is very uncommon today but was the default mode in the early church: hearing longer portions of Scripture read out loud to your community in one sitting.

Take Paul's letter to the church in Ephesus; if you were one of the first followers of Jesus, you would not have pulled out your Bible and read a chapter of Ephesians each day for a week; that was not possible until over a thousand years later with the invention of the printing press. You would have gone to your house church on a Sunday night, and after the meal, you would have sat around the home's courtyard, and one of the elders would have read the whole letter to your community; you would likely then talk about it, ask questions of the elders, and pray together. And while we are no longer an oral culture, this way of engaging with Scripture can be deeply formational both for you and your community. You can also augment this approach and read longer portions or entire books of the Bible in one sitting by yourself.

None of these four ways of reading Scripture are the "right" way; you may choose one based on your church tradition, or you may experiment with all four, or make up your own method.

We recommend you follow your joy.



Practice Reflection

Reflection is a key component in our spiritual formation.

Millenia ago, King David prayed in Psalm 139v23-24:

Search me, God, and know my heart;
test me and know my anxious thoughts.
See if there is any offensive way in me,
and lead me in the way everlasting.

The South African writer Trevor Hudson has said, “We don’t change from our experience, we change when we reflect on our experience.”*

If you want to get the most out of this practice, you need to do it and then reflect on it.

* Trevor Hudson, *A Mile in My Shoes: Cultivating Compassion* (Nashville, Tenn.: Upper Room Books, 2005), 57.

Before your next time together with the group for Session 02, take five to ten minutes to journal out your answers to the following three questions:

01 Where did I feel resistance?

02 Where did I feel joy?

03 Where did I most experience God’s nearness?

Note: As you write, be as specific as possible. While bullet points are just fine, if you write it out in narrative form, your brain will be able to process your insights in a more lasting way.

Reflection Notes

[illegible]

Keep Growing (Optional)

The following resources were created to enhance your experience of this Practice, but they are entirely optional.



Read

Eat This Book by Eugene Peterson (Chapters 01-02)



Watch

The BibleProject has crafted an incredible series titled “How to Read the Bible.” This week, we invite you to explore the first part, “[Intro to the Bible](#)” which includes four short episodes:

- *What is the Bible?*
- *The Story of the Bible*
- *Writing Styles of the Bible & Why They’re Important to Understand*
- *How the Bible Is Unique as Literature*

*Please note: these episodes are only a few minutes long, fun to watch, and very helpful in learning to read Scripture.



Listen

Rule of Life Podcast on Scripture (Episode 01)

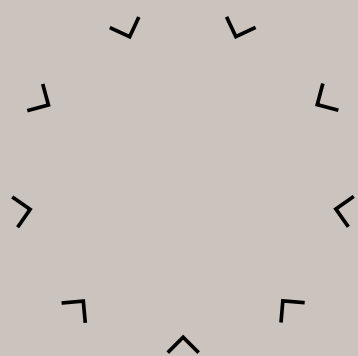
Join John Mark as he interviews the BibleProject scholar team.



Bonus Conversation

If you would like to slow down this four-week Practice to give your community more time to sit in each week’s teaching and spiritual exercise, you can pause and meet for an optional conversation in the Appendix.





SESSION 02

Meditate



Overview

The digital age has rewired our brains and conditioned us to a new style of reading; we're used to quickly skimming over words to get the information we need and then moving on. But this fast, click-bait mode of reading is at odds with the way Scripture was *designed* to be read.

The word used in Scripture for the ideal way Scripture was designed to be read is “meditation.” This rich Hebrew word calls us to a mode of reading that is slow, reflective, and prayerful. German pastor and martyr Dietrich Bonhoeffer defined meditation as “the prayerful consideration of Scripture.”

While there is no single way to “meditate” on Scripture, there is a practice that over the centuries has risen to the surface — *Lectio Divina*, or “divine reading.” *Lectio* is a simple, four-step process of listening for God's voice as you move through a short passage of Scripture.

And this simple, ancient way of reading the library of Scripture has the potential to change your experience of Scripture for a lifetime.

Reflection Questions

When instructed, circle up in triads (smaller groups of 3-5 people) and discuss the following questions:

- 01 How did the church tradition you grew up in, or were saved into, teach you to engage with Scripture?
- 02 Share about your experience of finding a place and time to engage with Scripture. How did it go?
- 03 Did you experience delight, restlessness, frustration, or other emotions as you engaged in this practice?
- 04 What questions are you holding as you enter into the next part of our Practice?



Teaching

Key Scripture

He said to them, “How foolish you are, and how slow to believe all that the prophets have spoken! Did not the Messiah have to suffer these things and then enter his glory?” And beginning with Moses and all the Prophets, he explained to them what was said in all the Scriptures concerning himself.

“... Everything must be fulfilled that is written about me in the Law of Moses, the Prophets and the Psalms.” Then he opened their minds so they could understand the Scriptures.

—Luke 24v25-27, v44-45

Session Summary

- Today we might call it the Bible or the Old Testament, but Jesus called it “the Law of Moses, the Prophets, and the Psalms,” to communicate the three major divisions of the Hebrew Scriptures:
 - The Law (Genesis-Deuteronomy)
 - The Prophets (starting with Joshua)
 - And the Psalms or Writings (wisdom literature and other miscellaneous writings)
- Joshua 1 and Psalm 1 are “canonical seams,” literary bridges that connect the Law, Prophets, and Psalms together. They reveal *how* we’re invited to read and approach Scripture.
- Both of the passages that make up the canonical seams call us to *meditate* — using the Hebrew word *hagah*, which means “to murmur” or “growl over,” like a lion with its prey or a dog with a bone. The idea here is to *chew* on Scripture, drawing nourishment from it the way we digest food.
- Meditation isn’t the finish line; it is only the beginning. The Scripture we reflect on is meant to be embodied — to shape who we are and what we do.
- *Lectio Divina* is a meditative practice that has surfaced throughout church history and follows these four simple steps:
 - **Read:** Notice what stands out in the text.
 - **Meditate:** Let those words settle deeply.
 - **Pray:** Respond to God from the heart.
 - **Contemplate:** Rest in God’s presence.

Teaching Notes

As you watch Session 02 together, feel free to use this page to take notes.

[illegible]

[illegible]

Discussion Questions

Now it's time for a conversation about the teaching. Pause the video for a few minutes to discuss in small groups:

- 01 Where did you feel challenged or invited as you listened?
- 02 How is a meditative reading similar or different from the way you currently read Scripture?
- 03 What are your habits for consuming information (such as news, social media, or podcasts)? How could those habits be influencing the way you approach reading Scripture?
- 04 What might God's invitation be to you as you embark on this journey?

Practice Notes

As you continue to watch Session 02 together, feel free to use this page to take notes.

This image shows a single sheet of white paper with horizontal ruling lines. The lines are evenly spaced and run across the width of the page. There are no margins, text, or other markings on the paper.

Closing Prayer

Take a few deep breaths, become aware of God's presence, and pray this prayer slowly, leaving short silence between each line.

Father,

Let us savor your heavenly words.

Let us delight in the teachings of your love.

Let us be slow and gentle, not missing any detail.

Let us long for it more than food.

Let it nourish and sustain our souls.

Let it draw us always into you.

Amen.



Exercise

Lectio Divina

- **Like last week, begin by becoming aware of God's presence.**
 - If you can, sit in a comfortable, but upright position, where you can breathe deeply.
 - Relax your body and feel the ground beneath you.
 - Begin to take some deep, slow breaths to quiet your mind.
 - The first goal is to come to stillness; to let all the distractions fall away and to begin to open your heart to the voice of God.
- **Pray for the Spirit of Jesus to come and meet you.**
- **Choose a short passage to meditate on**, ideally a section of Scripture with natural literary flow, one-page max. We recommend you start with a Psalm or a section from the Gospels, but follow what's in your heart.
- **Follow the four movements to Lectio:**
 - **Read** (*lectio*) the passage slowly, paying close attention to what stands out to you and what you sense the Spirit is highlighting to your mind or heart.
 - **Meditate** (*meditatio*). "Chew" on it. Re-read the passages a few more times and reflect on those words or ideas.
 - **Pray** (*oratio*). Turn what you are hearing into a prayer back to God.
 - **Contemplate** (*contemplatio*). Spend a few minutes sitting in God's presence to reflect on and enjoy his love and attention.
- Let this be a slow, unhurried portion of your day. Try to give it at least 20 to 30 minutes.

Reach Exercise

Practice one small act of obedience to what you read.

- Start your day by tuning in to God's voice and listening for his guidance from Scripture over your life.
- Then act on the guidance you receive — whether it's a simple act of love or generosity, or reaching out for forgiveness and mending relationships. Go out and "do it." Afterward, take time to share what stood out to you and pray together.
- Remember, whatever God places on your heart, prioritize obedience.

Practice Reflection

Before your next time together with the group for Session 03, take five to ten minutes to journal out your answers to the following three questions:

- 01 What things distracted my focus and enjoyment of God in Scripture this week?

- 02 Where did I feel a sense of peace, joy, or anticipation as I engaged with Scripture?

- 03 How did I experience God's love this week?

Note: As you write, be as specific as possible. While bullet points are just fine, if you write it out in narrative form, your brain will be able to process your insights in a more lasting way.

Reflection Notes

This image shows a single sheet of white paper with horizontal ruling lines. The lines are evenly spaced and run across the width of the page. There are no margins, text, or other markings on the paper.

Keep Growing (Optional)

The following resources were created to enhance your experience of this Practice, but they are entirely optional.



Read

Eat This Book by Eugene Peterson (Chapters 03-04)



Watch

This week, we're continuing the BibleProject's "How to Read the Bible" series with part two, "[How to Read Biblical Narrative](#)". Watch these six episodes to explore the beauty of this literary style and its unique role in the story of Scripture:

- *Plot in Biblical Narrative*
- *Character in Biblical Narrative*
- *Setting in Biblical Narrative*
- *Design Patterns in Biblical Narrative*
- *The Gospel*
- *Why Jesus Told Parables (and How You Can Understand Them)*

*Please note: these episodes are only a few minutes long, fun to watch, and very helpful in learning to read Scripture.



Listen

Rule of Life Podcast on Scripture (Episode 02)

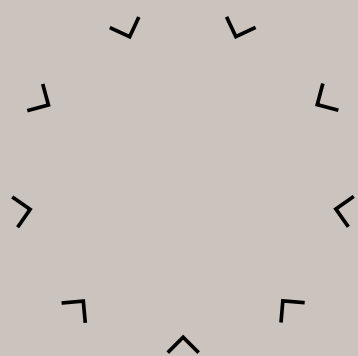
Join John Mark as he interviews the BibleProject scholar team.



Bonus Conversation

If you would like to slow down this four-week Practice to give your community more time to sit in each week's teaching and spiritual exercise, you can pause and meet for an optional conversation in the Appendix.





SESSION 03

Study



Overview

The Bible is not a book; it's a library. And it was written thousands of years ago, in three different languages, by dozens of different authors and in multiple genres of literature. As you would expect, it can be very hard to understand at times, and we can easily get lost or turned around as we work through it.

But by reading the teachings of Jesus, it becomes clear that if we *misunderstand* Scripture it can do great damage to our souls and society. Jesus himself spent a lot of time correcting common misreadings of Scripture. But the reverse is also true: If we *understand* what the library of Scripture is saying to us, it can enlarge and enrich our lives in profound ways.

But for that to happen, we need *study*.

Study is the patient application of our mind and heart to the process of learning what the text says, what it meant to the original audience, and what it all means for us today.

Often, study doesn't *feel* as "spiritual" as *Lectio Divina* or other ways of engaging Scripture. It can feel academic and dry. But study is a spiritual discipline when it's done for the proper motivation — to know and love God and be formed to be like him.

In this Session, we explore the discipline of study.

Reflection Questions

When instructed, circle up in triads (smaller groups of 3-5 people) and discuss the following questions:

- 01 What was your experience of engaging with Scripture through *Lectio Divina*?
- 02 Of the four movements of engaging with Scripture through *Lectio*, which movements felt most natural or challenging to you?
- 03 What arose in your heart and imagination as you read, meditated, prayed, and contemplated?
- 04 In the teaching, a fifth movement of “incarnation” was shared. Did you have any opportunities to live out what you were reading this week? If so, how did that deepen the meaning of that Scripture for you?

Teaching

Key Scripture

Jesus, full of the Holy Spirit, left the Jordan and was led by the Spirit into the wilderness, where for forty days he was tempted by the devil. He ate nothing during those days, and at the end of them he was hungry.

The devil said to him, “If you are the Son of God, tell this stone to become bread.”

Jesus answered, “It is written: ‘Man shall not live on bread alone.’”

The devil led him up to a high place and showed him in an instant all the kingdoms of the world. And he said to him, “I will give you all their authority and splendor; it has been given to me, and I can give it to anyone I want to. If you worship me, it will all be yours.”

Jesus answered, “It is written: ‘Worship the Lord your God and serve him only.’”

The devil led him to Jerusalem

and had him stand on the highest point of the temple. “If you are the Son of God,” he said, “throw yourself down from here. For it is written:

“‘He will command his angels concerning you
to guard you carefully;
they will lift you up in their hands,
so that you will not strike your
foot against a stone.’”

Jesus answered, “It is said: ‘Do not put the Lord your God to the test.’”

When the devil had finished all this tempting, he left him until an opportune time.

—Luke 4v1-13

Teaching

Session Summary

- **Look at how steeped in Scripture Jesus was.** His words and actions were saturated in Scripture — so much so that his automatic response to the accuser's lies is to quote Scripture.
- **Look at how cunning the devil was with Scripture.** This shows us how easily Scripture can be twisted and misinterpreted. When it's not properly understood, Scripture can be — and sadly has been — weaponized against others, causing great harm to society.
- How do we avoid this? The key is to intentionally incorporate the discipline of study into our ongoing lives with God.
- Study is the patient application of our mind and heart to the process of learning what the text says, what it meant to the original audience, and what it all means for us today.
- The reality is: Scripture is really hard to read because of four challenges:
 - Written in another language.
 - Written in another time and culture.
 - Authored by many writers in various genres.
 - Written over 1,500 years, but part of a unified story that leads to Jesus.
- Here are four study tips we recommend:
 - Place yourself under gifted, trusted teachers.
 - Build a library.
 - Pick an area of study in your season.
 - Don't go it alone.
- Our motivation for studying Scripture must always be love. The deeper we dive into its truths, the more we come to know, understand, and love the one it's all about — Jesus.

Teaching Notes

As you watch Session 03 together, feel free to use this page to take notes.

[illegible]

Discussion Questions

Now it's time for a conversation about the teaching. Pause the video for a few minutes to discuss in small groups:

- 01 As you listened, what resonated with your heart and mind? Were there moments you experienced resistance or your perspective was challenged?
- 02 What is one word to describe your initial feeling toward the idea of studying Scripture (e.g., duty, curiosity, overwhelm, etc.)? Why did you choose that word?
- 03 Who is an example of someone in your life who has been positively formed through the study of Scripture? What do you want to consider from their example as you approach studying Scripture this week?
- 04 If studying Scripture risks becoming about intellectual curiosity rather than fostering a deeper love for Jesus, what signs can help us recognize when we are leaning toward one or the other?

Practice Notes

As you continue to watch Session 03 together, feel free to use this page to take notes.

This image shows a single sheet of white paper with horizontal ruling lines. The lines are evenly spaced and run across the width of the page. There are no margins, text, or other markings on the paper.

Closing Prayer

End your time together by praying this liturgy:

Your wisdom, Lord, is deep and vast.

It's beyond our comprehension,

yet you have said, "If anyone has ears,

let them hear."* Give us ears and minds that can listen and understand.

Guide us, keep us from error and discouragement, and show us the path to everlasting life.

To see and know you, we need you.

Amen.

* Mark 4v23



Exercise

Study

- **First, choose a passage or theme of Scripture**, ideally one that you find your heart drawn to but don't yet understand, or one that you feel an aversion to, either because you don't understand it or you're scared you do.
- **Study it in a thoughtful, loving, and prayerful way.** Here are a few ways you can study your chosen passage:
 - Listen to teaching(s) on the passage.
 - Watch an overview of the passage on [BibleProject.com](https://www.bibleproject.com)
 - Utilize a study bible. Follow the notes and footnotes connected to that passage.
 - Read through a few commentaries or study resources. We have a helpful list of suggestions in the appendix for you.
 - Attend a Bible study or class through your church or online through [“BibleProject Classroom”](#)
- **Start your own library.** You may want to begin with the following resources:
 - A Study Bible
 - A Bible dictionary
 - A commentary set
 - A book or two on hermeneutics
 - For a specific list of recommendations see our “Recommended Reading” in the Continue the Journey section of this Guide (p. 97).
- As you study, here are a few tips:
 - 01 Study with your whole heart, not just your left brain.** Pray before, during, and after. Pause when you are moved by an idea or insight and let it seep into you deeply and spill into conversation with God.
 - 02 Take notes.** Write down what you learn.
 - 03 Share what you learn with someone else,** as the act of speaking out what you learn leaves an imprint on your memory.

Reach Exercise

Begin reading a piece of literary fiction

It might sound strange at first, but remember that Scripture is meditation literature. So with this reach exercise, the idea is that by learning how to read literary art, you'll be better equipped to read Scripture too.

Below are a few of our top recommendations:

- *Island of the World* by Michael O'Brien
- *Gilead* by Marilynne Robinson
- *East of Eden* by John Steinbeck
- *Their Eyes Were Watching God* by Zora Neale Hurston
- *The Lord of the Rings* trilogy by J.R.R. Tolkien
- *The Violent Bear It Away* by Flannery O'Connor
- *The Brothers Karamazov* by Fyodor Dostoevsky

Short stories:

- *The Death of Ivan Ilych* by Leo Tolstoy
- *Chronicle of a Death Foretold* by Gabriel Garcia Marquez
- *Leaf by Niggle* by J.R.R. Tolkien

Note that, like the Bible itself, some of these works of literature have episodes of sexuality and violence. Even as we direct our minds to meditate upon “*whatever is true, noble and right,*”^{*} we find value in exploring the human condition through literature.

^{*} Philippians 4v8

Practice Reflection

Before your next time together with the group for Session 04, take five to ten minutes to journal out your answers to the following three questions:

- 01 How do I feel God challenging me to grow through this practice?

- 02 How can I cultivate more joy in my times of study?

- 03 In what ways did I experience God's presence as I studied?

Note: As you write, be as specific as possible. While bullet points are just fine, if you write it out in narrative form, your brain will be able to process your insights in a more lasting way.

Reflection Notes

This image shows a single sheet of white paper with horizontal ruling lines. The lines are evenly spaced and run across the width of the page. There are no margins, text, or other markings on the paper.

Keep Growing (Optional)

The following resources were created to enhance your experience of this Practice, but they are entirely optional.



Read

Eat This Book by Eugene Peterson (Chapters 5-6)



Watch

This week, we're continuing the BibleProject's "How to Read the Bible" series with part three, "[How to Read Biblical Poetry](#)". Watch these six short episodes to learn how this style is used to communicate ~30% of Scripture.

- *The Art of Biblical Poetry*
- *Metaphor in Biblical Poetry*
- *The Book of Psalms*
- *How to Read the 15 Prophetic Books in the Bible*
- *The Books of Solomon*
- *How to Read the Bible: Apocalyptic Literature*

*Please note: these episodes are only a few minutes long, fun to watch, and very helpful in learning to read Scripture.



Listen

Rule of Life Podcast on Scripture (Episode 03)

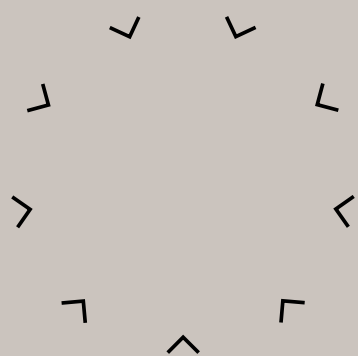
Join John Mark as he interviews the BibleProject scholar team.



Bonus Conversation

If you would like to slow down this four-week Practice to give your community more time to sit in each week's teaching and spiritual exercise, you can pause and meet for an optional conversation in the Appendix.





SESSION 04

Memorize



Overview

Jesus' final words on the cross were a quote from Psalm 22: "My God, my God, why have you forsaken me?" When he was under pressure, when his soul was crushed, what came out of him wasn't fear or rage or blame — it was Scripture. The rich, poetic imagination of a thousand-year old Messianic prophecy became the lens through which he interpreted his pain and suffering.

The memorization of Scripture can do the same for us — it can anchor us in God's presence, purposes, and peace through all our days, including the seasons when our souls (or even our bodies) are in the throes of pain and suffering.

In the digital age, most of us have long abandoned the practice of memorization. Few of us could even recite our best friend's phone number. Why store that information in our brain when we can store it in the cloud? Why put in the work to memorize a Scripture when we can just Google it? But this ancient practice of storing the truths of God so deep in our bodies they are just there when we most need them simply cannot be done by a device.

And as we build an inner library of key texts that we have put to memory (over many years of following Jesus), these texts begin to rewire our brains itself, causing us to take on the "mind of Christ."^{*}

^{*} 1 Corinthians 2v16

Reflection Questions

When instructed, circle up in triads (smaller groups of 3-5 people) and discuss the following questions:

- 01 Which passage or theme in Scripture did you choose to study and why?
- 02 How did this passage or theme grow in meaning from when you started your study to when you completed it?
- 03 Was it challenging to engage your heart as you studied? What emotions, if any, surfaced as you did?
- 04 In what ways does this passage or theme relate to you personally? How has it impacted the way you think about your life right now?

Teaching

Key Scripture

From noon until three in the afternoon darkness came over all the land. About three in the afternoon Jesus cried out in a loud voice, “*Eli, Eli, lema sabachthani?*” (which means “My God, my God, why have you forsaken me?”).

—Matthew 27v45-46

Session Summary

- Jesus’ cry in Matthew 27 is often misunderstood as doubt, but it is actually referencing ancient prophecy — a direct quote from Psalm 22.
- Jesus masterfully employed *remez*, an ancient Hebrew technique steeped in oral tradition. By quoting just one line in a familiar passage, he meant to spark a chain reaction in his listeners’ minds, inviting them to recall the entire text and its full meaning.
- Psalm 22 explains King David’s experiences but also foreshadows Jesus’ suffering and divine mission. By quoting this Scripture, Jesus was telling us exactly who he was — the ultimate Messianic King promised to come in the Davidic line.
- If Jesus needed to put Scripture to memory, *how much more so do you and I?*
- Here are four things Scripture memorization can help you do:
 - Hear God’s voice.
 - Renew our minds.
 - Resist temptation.
 - Draw on God’s strength in seasons of pain and suffering.
- The goal is for God’s thoughts to become deeply imprinted in our minds, so that in both challenging times and moments of joy, we begin to think and feel as he does, seeing the world through his eyes and responding as he would if he were us.

Teaching Notes

As you watch Session 04 together, feel free to use this page to take notes.

[illegible]

[illegible]

Discussion Questions

Now it's time for a conversation about the teaching. Pause the video for a few minutes to discuss in small groups:

- 01 As you listened, what most stood out to you?
- 02 How have you experienced the truth of “you are what you contemplate” or “you become what you meditate on”?
- 03 If you could share only one insight or reflection that you want to internalize going forward from this Practice, what would it be?
- 04 Reflecting on the past few weeks in this Practice, how has your relationship with Scripture changed?

Practice Notes

As you continue to watch Session 04 together, feel free to use this page to take notes.

This image shows a single sheet of white paper with horizontal ruling lines. The lines are evenly spaced and run across the width of the page. There are no margins, text, or other markings on the paper.

Closing Prayer

End your time together by praying this liturgy:

Living God, whose word is living,
active, articulate, and true,
may your words live always in us,
taking hold of and illuminating us,
that in carrying them in the
womb of our souls, they may
enlighten the world with you.
Amen.



Exercise

Memorize a passage of Scripture

- **Identify a short passage you want to put to memory.**
 - Here are some recommendations for you:
 - Galatians 5v22-23
 - Ephesians 4v29-30
 - Philippians 4v6-7
 - Colossians 3v23-24
 - James 3v16-17
 - 2 Peter 1v3-4
 - 1 John 4v15-16
 - No pressure to choose from this list. It is best if you choose a Scripture that your heart is drawn toward.
 - Make sure the passage is short enough to memorize in one week.
- **Every single day for a week, work on memorization, and after seven days you should be able to recite the passage from memory.**
- **Here are five best practices:**
 - **Read it out loud.** Every day. Four times in a row.
 - **Write it out by hand** to activate your motor neurons and embed it in your brain more deeply. Then, every day memorize from your paper.
 - **Visualize it.** Close your eyes and connect an image to the sentence you are working on. Imagine yourself in the story.
 - **Recite it.** This is called “active recall.” Every day push your brain to recite a little more of it from memory and not from reading.
 - **Recite it to another person.**
- **Here are more tips from the leading science on memorization:**
 - **Consistency:** Memorization takes regular practice. Set a time each day to work on it.

- **Study:** The more you understand a passage, the easier it is to remember.
 - **Paraphrase:** Put the verses into your own words to deepen comprehension.
 - **Teach:** Explain the passage to someone — or even just to yourself — out loud or in writing.
 - **Sleep:** Real memory work happens while you sleep. Try reviewing before bed to lock it in.
- **Keep the Scripture in your memory.**
 - Review once a day for at least a month.
 - Then, review once a week for a year.
 - Then review once a month for the rest of your life.
 - This will require a system, Choose a simple one that will work for you. Maybe 3x5 cards and a little box organizer, a calendar appointment and reminder, or an organization app on your phone.

Reach Exercise

Memorize an entire passage

Identify a Psalm or a larger passage of Scripture that has been especially meaningful to you in this season of your life.

- Over the coming weeks, put the entire passage to memory.
- We recommend you take on about two verses a week. Follow the same process as above for as many weeks as it takes to memorize the passage.

Practice Reflection

Take five to ten minutes to journal out your answers to the following three questions:

- 01 What prayer or deep desire came up in my heart as I memorized this week?

- 02 Where did calling Scripture to mind bring me peace or direction?

- 03 How did I experience God this week through memorization?

Note: As you write, be as specific as possible. While bullet points are just fine, if you write it out in narrative form, your brain will be able to process your insights in a more lasting way.

Reflection Notes

This image shows a single sheet of white paper with horizontal ruling lines. The lines are evenly spaced and run across the width of the page. There are no margins, text, or other markings on the paper.

Keep Growing (Optional)

The following resources were created to enhance your experience of this Practice, but they are entirely optional.



Read

Eat This Book by Eugene Peterson (Chapters 7-9)



Watch

This week, we complete the BibleProject's "How to Read the Bible" series with part four "[How to Read Biblical Prose Discourse](#)". Watch these three short episodes to learn more about this genre.

- *Biblical Law*
- *New Testament Letters: Historical Context*
- *New Testament Letters: Literary Context*

*Please note: these episodes are only a few minutes long, fun to watch, and very helpful in learning to read Scripture.



Listen

Rule of Life Podcast on Scripture (Episode 04)

Join John Mark as he interviews the BibleProject scholar team.



Continue the Conversation (Optional)

If you would like to slow down this four week Practice to give your community more time to sit in each week's teaching and spiritual exercise, you can pause and meet for an optional conversation in the Appendix.

May God open your
mind to understand the
Scriptures.

May your hearts burn as
you read.

And may you meet Jesus
on every page.

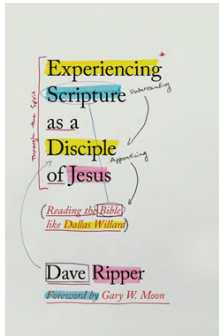
PART 03

Continue the
Journey

Recommended Reading


Reading Scripture isn't just a daily discipline; it's a lifetime journey. We can spend decades in this library and just scratch the surface.

Here are some of our favorite books on reading Scripture as a spiritual discipline, for those of you who desire to learn more:



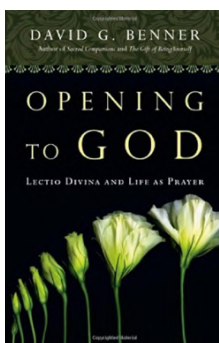
Experiencing Scripture as a Disciple of Jesus: Reading the Bible like Dallas Willard by Dave Ripper

Introduces readers to Dallas Willard's unique approach to spiritual formation — transforming Bible reading from mere study into a profound, experiential encounter with God.




Shaped by the Word: The Power of Scripture in Spiritual Formation by Robert Mulholland

Guides readers to transform Bible study into a life-changing encounter with God by teaching them to listen for his voice and engage with Scripture in a way that fosters true spiritual formation.



Opening to God: Lectio Divina and Life as Prayer by David Benner


Teaches the four movements of *lectio divina*, inviting readers to move beyond viewing prayer as an obligation and into a transformative communion with God.



The Blue Parakeet: Rethinking How You Read the Bible by Scot McKnight


Challenges conservatives and liberals to stop taming the Bible and embrace a fresh reading that transcends old debates and speaks to today's generation.

Here are some of our favorite books on hermeneutics — the art and science of biblical interpretation:



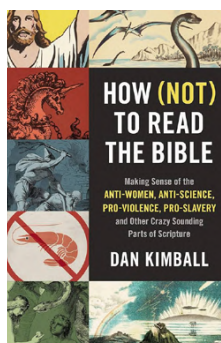
***Read the Bible for a Change: Understanding and Responding to God's Word* by Ray Lubeck**

Equips readers with practical tools to deeply engage with Scripture, addressing the relevance of biblical passages for today while guiding them in understanding context, literary styles, and life-changing truths.




***How to Read the Bible for All Its Worth* by Gordon D. Fee and Douglas Stuart**

Offers essential insights for interpreting Scripture, helping readers navigate its diverse literary styles to uncover its intended meaning.



***How (Not) to Read the Bible: Making Sense of the Anti-Women, Anti-Science, Pro-Violence, Pro-Slavery and Other Crazy-Sounding Parts of Scripture* by Dan Kimball**

Addresses tough questions and misconceptions about the Bible, providing a guide for both Christians and skeptics to navigate its puzzling and often disturbing passages while reaffirming its value as a moral and spiritual text.



***Misreading Scripture with Western Eyes: Removing Cultural Blinders to Better Understand the Bible* by E. Randolph Richards and Brandon J. O'Brien**

Reveals how cultural biases can distort our understanding of Scripture, urging us to consider the original context to gain a clearer view of its messages.

Here are some of our favorite resources for biblical study:

Bestcommentaries.com

For a well-curated list of the best commentaries on each book of the Bible.

BibleProject Overview Videos

Visual summaries that break down the key themes and structures of each book of the Bible.

Blueletterbible.org

A free online tool that gives you access to multiple Bible translations, commentaries, word studies, and original languages.

Biblegateway.org

A free platform with multiple translations, keyword searches, and study resources for easy Bible reference.

The ESV Study Bible

Provides detailed notes, cross-references, and theological insights with a focus on traditional Christian doctrines.

The NIV Cultural Backgrounds Study Bible

Offers historical, cultural, and geographical context to help you see Scripture through the eyes of its original audience.

The IVP Bible Background Commentary

Explains the cultural and historical background of ancient customs, practices, and daily life in both the Old and New Testaments.

The New Testament for Everyone by N.T. Wright

Offers easy-to-read commentary that explains the New Testament in light of both scholarship and faith.

The NIV Application Commentary series

Focuses on how biblical principles can be applied to modern life.

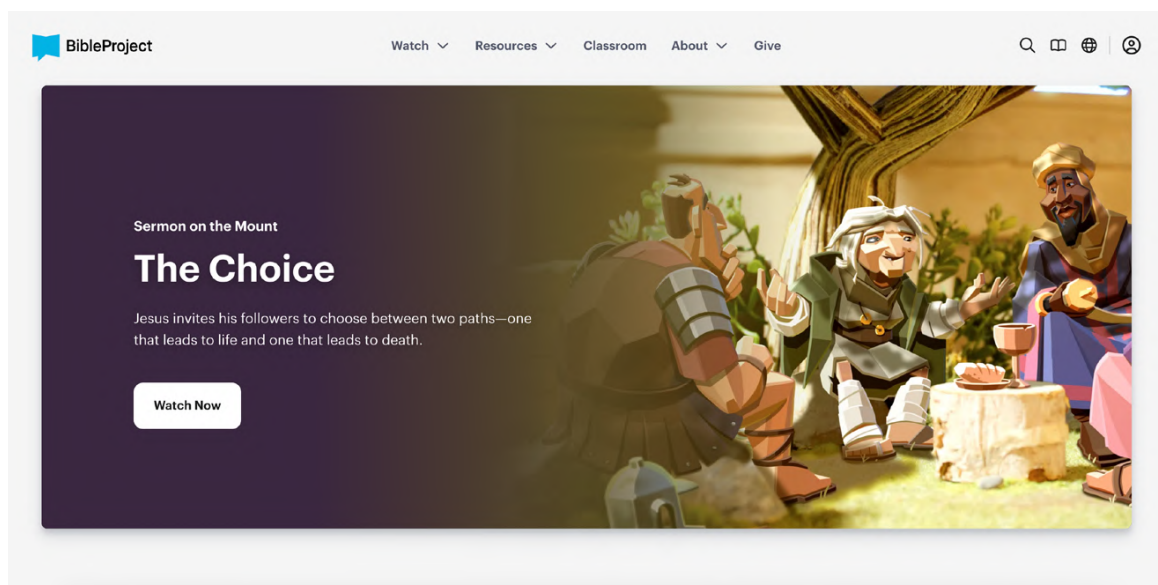
Mounce's Complete Expository Dictionary of Old and New Testament Words:

Provides in-depth word studies, definitions, and explanations to increase understanding of key biblical terms in their original languages.

About BibleProject

Throughout this Practice we utilized the world-class resources of BibleProject, and we highly recommend you continue to draw on their work as you continue your spiritual journey.

BibleProject is a nonprofit, crowdfunded organization that makes free resources like videos, podcasts, articles, classes, and more to help people experience the Bible in a way that is approachable and transformative.



The Practices

Information alone isn't enough to produce transformation.

By adopting not just the teaching but also the practices from Jesus' own life, we open up our entire beings to God and allow him to transform us into people of love.

Our nine core Practices work together to form a Rule of Life for the modern era.

Sabbath

Prayer

Fasting

Solitude

Generosity

Scripture

Community

Service

Witness

WHAT'S INCLUDED:

Four Sessions

Each session includes teaching, guided discussion, and weekly exercises to integrate the Practices into daily life.

Companion Guide

A detailed guide with question prompts, session-by-session exercises, and space to write and reflect.

Recommended Resources

Additional recommended readings and podcasts to get the most out of the Practices.



The Course

An eight-session primer on spiritual formation.

Two thousand years ago, Jesus said to his disciples, “Follow me.” But what does it mean for us to follow Jesus today?

The Practicing the Way Course is an on-ramp to spiritual formation, exploring what it means to follow Jesus and laying the foundation for a life of apprenticeship to him.

WHAT’S INCLUDED:

Eight Sessions

John Mark and other voices teaching on apprenticing under Jesus, spiritual formation, healing from sin, meeting God in pain, crafting a Rule of Life, living in community, and more.

Exercises

Weekly practices and exercises to help integrate what you’ve learned into your everyday life.

Guided Conversations

Prompts to reflect on your experience and process honestly in community.

Companion Guide

A detailed workbook with exercises, space to write and reflect, and suggestions for supplemental resources.

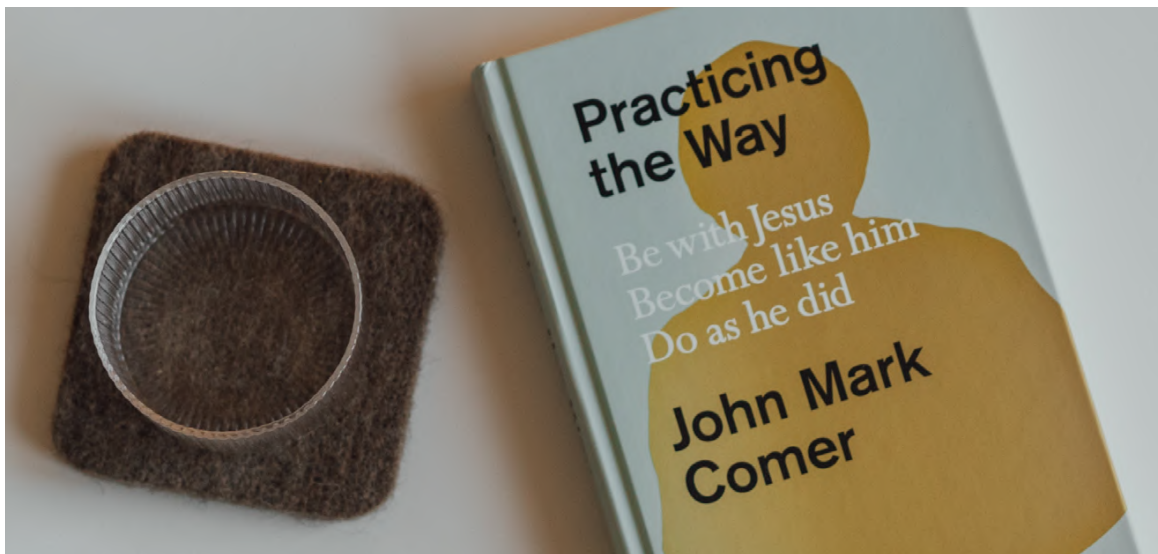


Practicing the Way: *Be with him. Become like him. Do as he did.*

The first followers of Jesus developed a Rule of Life, or habits and practices based on the life of Jesus himself. As they learned to live like their teacher, they became people who made space for God to do his most transformative work in their lives.

Practicing the Way is a vision for the future, shaped by the wisdom of the past. It's an introduction to spiritual formation accessible to both beginners and lifelong followers of Jesus and a companion to the *Practicing the Way Course*. This book offers theological substance, astute cultural insight, and practical wisdom for creating a Rule of Life in the modern age.

You can order your copy or get copies for your community at practicingtheway.org/book.



The Circle

Practicing the Way is a nonprofit that develops spiritual formation resources for churches and small groups learning how to become apprentices in the Way of Jesus.

We believe one of the greatest needs of our time is for people to discover how to become lifelong disciples of Jesus. To that end, we help people learn how to be with Jesus, become like him, and do as he did, through the practices and rhythms he and his earliest followers lived by.

All of our downloadable ministry resources are available at no cost, thanks to the generosity of The Circle and other givers from around the world who partner with us to see formation integrated into the Church at large.

To learn more or join us, visit practicingtheway.org/give.




For Facilitators

Before you begin, there are three easy things you need to do (This should only take 10-15 minutes).

- 01 Go to launch.practicingtheway.org, log in, create a group, and send a digital invitation to your community. This will give your group access to the Spiritual Health Reflection, videos, and all sorts of valuable extras. Encourage your group to bring along their Companion Guide to each session, as it contains the discussion questions and space to take notes.
 - You can order a print version at your preferred retailer or find a free digital PDF version at launch.practicingtheway.org. We recommend the print version so you can stay away from your devices during the practices, as well as take notes during each session. But we realize that digital works better for some.
 - Note: You can order the Guides ahead of time and have them waiting when people arrive for Session 01, or encourage people to order or download their own and bring them to your gatherings.
- 02 Send a message to your group encouraging everyone to take the [Spiritual Health Reflection](#) before your first gathering.
- 03 If your group has not been through the Practicing the Way Course, invite them to watch this short primer before you gather for Session 01 of this Practice.

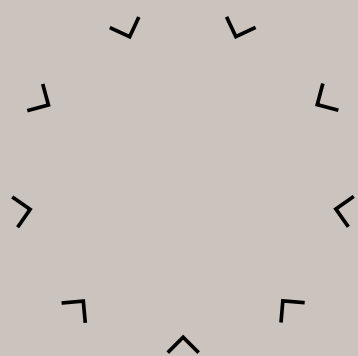
For training, tips, and more resources for facilitating the Scripture Practice, login to the Dashboard at launch.practicingtheway.org.

A photograph of a white book with the word 'Lectio' printed on its cover. The book is positioned vertically and slightly angled, resting on a thick, brown, ribbed blanket. The blanket's texture is highly detailed with deep ridges and valleys. In the background, a portion of a blue-grey fabric, possibly a pillow or another blanket, is visible. The lighting is soft and directional, coming from the upper right, which casts a gentle shadow of the book onto the blanket below it.

Lectio

APPENDIX

Bonus Conversations



For those of you who want to spend longer sitting in this Practice, we've included an additional four weeks of material in this Guide to go deeper in Scripture and discussion.

You are welcome to pause in between sessions for these additional conversations, or skip over them.

Read

Read this introduction and Scripture together before discussing.

Paul's words to Timothy are about persevering in faith within a world often at odds with the Way of Jesus. Here, he invites Timothy (and us) into a resilience rooted deeply in purpose, truth, and the transformative power of Scripture. For Paul, Scripture wasn't just ink on a page; it was the very breath of God, capable of reshaping him into the person he was created to be.

You, however, know all about my teaching, my way of life, my purpose, faith, patience, love, endurance, persecutions, sufferings — what kinds of things happened to me in Antioch, Iconium and Lystra, the persecutions I endured. Yet the Lord rescued me from all of them. In fact, everyone who wants to live a godly life in Christ Jesus will be persecuted, while evildoers and impostors will go from bad to worse, deceiving and being deceived. But as for you, continue in what you have learned and have become convinced of, because you know those from whom you learned it, 15 and how from infancy you have known the Holy Scriptures, which are able to make you wise for salvation through faith in Christ Jesus.

All Scripture is God-breathed and is useful for teaching, rebuking, correcting and training in righteousness, so that the servant of God may be thoroughly equipped for every good work.

—2 Timothy 3:10-17

Discuss the Scripture

- 01 What do you notice as you read the Scripture passage?
- 02 2 Timothy 3v16 is often read alone. How does your understanding of this verse expand when you consider its context?
- 03 Paul gives Timothy a heads-up that anyone serious about following Jesus will encounter opposition (v12). Have you experienced this in your own journey?
- 04 List the ways Paul describes Scripture as useful for equipping us for “every good work.” What other things do you rely on for guidance and strength? What might it look like to truly prioritize Scripture in this way?

Discuss the practice

- 01 Think back to a season of struggle in your life. What Scriptures helped shape and steady you through that time?
- 02 Paul encourages Timothy to keep living in what he’s come to believe deeply. Discuss one specific truth from Scripture that you’re convinced of. Why are you convinced?
- 03 What would it look like for you to approach Scripture as God-breathed, rather than just a text to be studied?
- 04 Paul describes Scripture as equipping us “for every good work.” Where might God be inviting you to join him in a “good work” in your community, family, or friendships?

Meditate

Read this introduction and Scripture together before discussing.

Psalm 1 serves as a pivotal bridge between the Prophets and the Writings, offering profound insight into how we should approach all of Scripture through the lens of meditation.

The psalm paints a picture of the blessed person, who not only steers clear of godless and selfish behaviors but also “delights in the law of the Lord, meditating on it day and night.” As we contemplate this passage, let’s reflect on the voices and influences that are shaping our lives. Are we genuinely rooting ourselves in Scripture, allowing it to nourish our souls?

Blessed is the one
 who does not walk in step with the wicked
or stand in the way that sinners take
 or sit in the company of mockers,
but whose delight is in the law of the Lord,
 and who meditates on his law day and night.
That person is like a tree planted by streams of water,
 which yields its fruit in season
and whose leaf does not wither—
 whatever they do prospers.

—Psalm 1:1-3

Discuss the Scripture

- 01 Take note of what a blessed person does every day. How does that expand your understanding of what it means to live “blessed”?
- 02 What does the blessed person avoid? Take note: wicked, sinners, and mockers aren’t just labels; they reflect attitudes and choices that can pull us away from God. In your experience, what does it practically look like to steer clear of these influences?
- 03 Reflect on the Hebrew word for meditate, “hagah” (to murmur, or “to growl over” like a lion over its food). How can meditation on Scripture be like savoring your favorite meal?
- 04 Think about the creative analogy presented in verse 3. How is a person delighting in Scripture daily like a tree planted by water?

Discuss the practice

- 01 How do you approach meditation right now?
- 02 What challenges do you face in staying consistent with your meditation?
- 03 The Psalmist invites us to delight in the law of the Lord. How can we infuse more joy into our times with Scripture each day?
- 04 Meditation shapes our identity — our imagination, beliefs, thoughts, and actions. Can you think of a specific truth from Scripture that has transformed your life? Share that with your group.

Study

Read this introduction and Scripture together before discussing.

In his letter to the Romans, Paul envisions a community that is deeply rooted in the Scriptures. For Paul, these texts are not just relics of the past; they are the foundation for our lives today. When he says, “everything written in the past was written to teach us,” he’s highlighting how the Scriptures serve as a roadmap for endurance and hope.

We who are strong ought to bear with the failings of the weak and not to please ourselves. Each of us should please our neighbors for their good, to build them up. For even Christ did not please himself but, as it is written: “The insults of those who insult you have fallen on me.” For everything that was written in the past was written to teach us, so that through the endurance taught in the Scriptures and the encouragement they provide we might have hope. May the God who gives endurance and encouragement give you the same attitude of mind toward each other that Christ Jesus had, so that with one mind and one voice you may glorify the God and Father of our Lord Jesus Christ.

—Romans 15:1-6

Discuss the Scripture

- 01 What stands out to you as you read the Scripture passage?
- 02 Paul quotes Psalm 69v9 to highlight an example of endurance and offer encouragement. Take a moment to read the entire Psalm. What stands out to you about endurance in Psalm 69? How does reading Psalm 69 in context color your interpretation of Romans 15?
- 03 Think about a current challenge you're facing. How can reflecting on examples of faithful suffering in Psalm 69 (or other portions of Scripture) provide hope and help you endure to love others?
- 04 Look closely at what comes after "so that" in verse Romans 15:6. Why does Paul say that God gives us endurance and encouragement through Scripture? Discuss how this is significant.

Discuss the practice

- 01 How does studying Scripture in community impact your encouragement and hope?
- 02 Can you share a personal experience where studying a specific passage of Scripture provided you with endurance, encouragement, or hope during a challenging time?
- 03 What are some things we can develop in our group that would help us deepen our collective engagement with Scripture and invite even richer conversations?
- 04 What are some other practical ways we can embody "one mind and one voice" in our conversations and interactions to live out the unity that Paul invites us into in this passage?

Memorize

Read this introduction and Scripture together before discussing.

In Psalm 19, we catch a profound glimpse of how God's commands and principles provide guidance and health to our souls. The Psalmist revels in the wisdom of God's statutes, painting them as trustworthy, radiant, and life-giving. God's instructions aren't just rules to follow; they are a wellspring of spiritual renewal.

The law of the Lord is perfect,
refreshing the soul.

The statutes of the Lord are
trustworthy,
making wise the simple.

The precepts of the Lord are
right,
giving joy to the heart.

The commands of the Lord are
radiant,
giving light to the eyes.

The fear of the Lord is pure,
enduring forever.

The decrees of the Lord are firm,
and all of them are righteous.

They are more precious than gold,
than much pure gold;
they are sweeter than honey,
than honey from the honeycomb.

By them your servant is warned;
in keeping them there is great
reward.

But who can discern their own
errors?

Forgive my hidden faults.
Keep your servant also from
willful sins;

may they not rule over me.
Then I will be blameless,
innocent of great transgression.

May these words of my mouth and
this meditation of my heart
be pleasing in your sight,
Lord, my rock and my Redeemer.

—Psalm 19v7-14

Discuss the Scripture

Observe the ways the Psalmist describes the commands, statutes (laws), precepts (principles), and decrees (orders or decisions) of the Lord. What stands out to you?

- 01 The Psalmist treasures God's orders and decisions as more precious than gold and sweeter than honey. What value do you place on them in your own life, and how do they affect your daily choices?
- 02 Reflect on verses 12 and 13. Discuss the relationship between God's forgiveness and being named blameless and innocent. What does this tell us about God's character?
- 03 Pay attention to the last verse (v14). What is the Psalmist's prayer and desire? Note how the Psalmist addresses the Lord: "**my rock and my Redeemer.**" Discuss the significance of these things together.

Discuss the practice

- 01 What is one small step you can take to weave Scripture memorization into your current daily habits?
- 02 What intrigues you most about the idea of memorizing Scripture, and what are your hopes for how it will begin (or continue) to shape your life?
- 03 Let's talk about how memorizing Scripture helps us navigate temptation in our lives. Share a time when a specific verse guided you through a tough situation. Or share a Scripture that is helping you through a current tough situation.
- 04 Let's talk about how memorizing Scripture can shape our understanding of God's character and his promises. Share a specific verse that has changed the way you see God. Or share a Scripture that you need right now in order to understand God in a new light.



EMAIL: office@brbc.org.au

PHONE: 07 3261 5045

ADDRESS: 47 Norris Road,
Bracken Ridge 4017